

BP-20



B-120X



B-10X



BF-20X



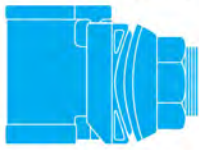


B-300X

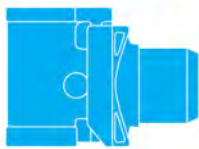


# Campbell

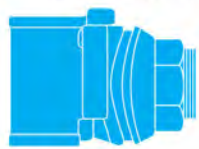
## Pitless Adapters



part	drop pipe	casing o.d.	will support	replacement pressure seal <sup>o</sup>	master ctn	PITLESS ADAPTER (B-series)
B-10	1	5-9/16 to 7	970 ft.**	L-1	12	 U.S. PAT. NO. 3,847,217
B-80	1	8-5/8	970 ft.**	L-1	6	
B-20	1-1/4	5-9/16 to 7	800 ft.**	L-2	6	
B-120	1-1/4	8-5/8	800 ft.**	L-2	6	
BP-10*	1	5-9/16 to 7	970 ft.**	L-1	12	
BP-20*	1-1/4	5-9/16 to 7	800 ft.**	L-2	6	
 B-10X	1	5-9/16 to 7	970 ft.**	OR-26T	12	
B-10XLF	1	5-9/16 to 7	970 ft.**	OR-26T	12	
B-80X	1	8-5/8	970 ft.**	OR-26T	6	
 B-20X	1-1/4	5-9/16 to 7	800 ft.**	OR-27T	6	
B-20XLF	1-1/4	5-9/16 to 7	800 ft.**	OR-27T	6	
B-120X	1-1/4	8-5/8	800 ft.**	OR-27T	6	
BP-10X*	1	5-9/16 to 7	970 ft.**	OR-26T	12	
BP-20X*	1-1/4	5-9/16 to 7	800 ft.**	OR-27T	6	

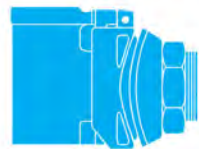
BF-10	1	-	970 ft.**	L-1	12	<b>PITLESS ADAPTER (BF-series for concrete tile)</b>  U.S. PAT. NO. 3,847,217
BF-10X	1	-	970 ft.**	OR-26T	12	
BF-20	1-1/4	-	800 ft.**	L-2	6	
BF-20X	1-1/4	-	800 ft.**	OR-27T	6	

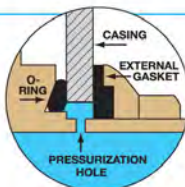
Concrete Tile models do not include external gasket, collar, or nut.

B-300X	1	5-9/16 to 7	800 ft.**	OR-34T	12	<b>PITLESS ADAPTER (B-300 series)</b>  U.S. PAT. NO. 3,847,217
B-380X	1	8-5/8	800 ft.**	OR-34T	12	

### features

- All-American, highest-quality certified red-brass castings and precision machining for years of dependable service.
- Funnel-top female casting and tapered male slide for easier mating in well.
- Unique flanged gasket/collar seals tightly against casing and nipple.
- Your choice of replacement leather seals or PTFE coated O-rings (**X-models**).

PA800	1	5-9/16 to 7	800 lbs.	OR-PA800	16	<b>PITLESS ADAPTER (imported)</b> 
PA825	1-1/4	5-9/16 to 7	900 lbs.	OR-PA825	12	



\*For installations requiring a pressurized point of attachment, a small hole between internal and external seals is utilized to maintain positive pressure at seal.

All items individually boxed.

\*\*Feet of Schedule 40 steel pipe filled with water.

<sup>o</sup>Replacement pressure seal o-ring (OR) or leather (L)

**Campbell Manufacturing, Inc.**  
 127 East Spring Street  
 P.O. Box 207  
 Bechtelsville, PA 19505-0207  
 800-523-0224  
 Fax 610-369-3580

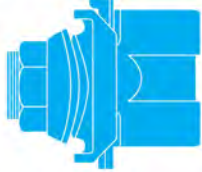


# Campbell

## Pitless Adapters



### PITLESS ADAPTER (S-series)



U.S. PAT. NO. 3,847,217

part	drop pipe	casing o.d.	will support**	replacement pressure seal <sup>o</sup>	master ctn
S-10	1	5-9/16 to 7	1500	L-1	6
S-50	1	6-5/8 to 7	1500	L-1	6
S-80	1	8-5/8	1500	L-1	6
S-20	1-1/4	5-9/16 to 7	1000	L-2	6
S-60	1-1/4	6-5/8 to 7	1000	L-2	6
S-120	1-1/4	8-5/8	1000	L-2	6
S-70	2	6-5/8 to 7	700	L-6	1
S-130	2	8-5/8	700	L-6	1
S-140	2	10-3/4	700	L-6	1
SP-10*	1	5-9/16 to 7	1500	L-1	6
SP-20*	1-1/4	5-9/16 to 7	1000	L-2	6
SP-70*	2	6-5/8 to 7	700	L-6	1
S-10X	1	5-9/16 to 7	1500	OR-26T	6
S-20X	1-1/4	5-9/16 to 7	1000	OR-27T	6
S-70X	2	6-5/8 to 7	700	OR-28T	1
S-70XLF	2	6-5/8 to 7	700	OR-28T	1
S-130X	2	8-5/8	700	OR-28T	1
S-140X	2	10-3/4	700	OR-28T	1
SP-10X*	1	5-9/16 to 7	1500	OR-26T	6
SP-20X*	1-1/4	5-9/16 to 7	1000	OR-27T	6
SP-70X	2	6-5/8 to 7	700	OR-28T	1



Machined from lead-free alloys

### PITLESS ADAPTER (SF-series for concrete tile)



U.S. PAT. NO. 3,847,217

part	discharge	casing o.d.	will support**	replacement pressure seal <sup>o</sup>	master ctn
SF-10	1	-	1500	L-1	6
SF-10X	1	-	1500	OR-26T	6
SF-20	1-1/4	-	1000	L-2	6
SF-20X	1-1/4	-	1000	OR-27T	6
SF-70	2	-	700	L-6	1
SF-70X	2	-	700	OR-28T	1

Concrete Tile models do not include external gasket, collar, or nut.

### DRAIN AND WIRE FITTING



part	discharge	casing o.d.	will support**	replacement pressure seal <sup>o</sup>	master ctn
DT-10X	1	5-9/16 to 7	-	-	1
DT-80X	1	8-5/8	-	-	1
DT-20X	1-1/4	5-9/16 to 7	-	-	1
DT-120X	1-1/4	8-5/8	-	-	1
DT-70X	2	6-5/8 to 7	-	-	1
DT-130X	2	8-5/8	-	-	1
DT-140X	2	10-3/4	-	-	1

Using the same quality brass castings and pressure-tight internal and external seals as our pitless adapters, this versatile tap fastens to well casing to allow well draining (liquid or gas), electrical cable insertion, bulkhead fitting, and many more uses.

### features

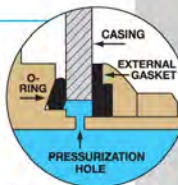
- All-American, highest-quality certified red brass castings and precision machining for years of dependable service.
- Solid red brass castings with extra heavy walls make these our most rugged adapters.
- Tapered male and female castings are precision-matched for tight, yet easy-to-service, interlocking connection.
- Molded gasket and solid brass collar are flanged to securely seal both casing and nut.
- Wide, fine-threaded nut accommodates large wrench for tight, low-torque installation.
- Replaceable leather seals or PTFE-coated O-rings (**X-models**) in male casting.

**Campbell Manufacturing, Inc.**  
 127 East Spring Street  
 P.O. Box 207  
 Bechtelsville, PA 19505-0207  
 800-523-0224  
 Fax 610-369-3580

\*For installations requiring a pressurized point of attachment, a small hole between internal and external seals is utilized to maintain positive pressure at seal.

\*\*Feet of Schedule 40 steel pipe filled with water.

<sup>o</sup>Replacement pressure seal o-ring (OR) or leather (L)





# Campbell Pitless Adapters



CLA-4000

JB-55X

BC-10X

BA-10X

part	drop pipe	casing o.d.	will support**	replacement pressure seals <sup>o</sup>	master ctn	DOUBLE HOLE PITLESS ADAPTER (JB-series)
JB-55	1 x 1-1/4	5-9/16 to 7	500	L-1 & L-2	1	
JB-75	1 x 1-1/4	8-5/8 to 10-3/4	500	L-1 & L-2	1	
JB-55X	1 x 1-1/4	5-9/16 to 7	500	OR-26T & OR-27T	1	
JB-75X	1 x 1-1/4	8-5/8 to 10-3/4	500	OR-26T & OR-27T	1	

Includes hole-marking guide to aid installation.

U.S. PAT. NO. 3,847,217

part	drop pipe	casing o.d.	will support**	replacement pressure seals <sup>o</sup>	master ctn	ACCESSORY PITLESS ADAPTER
BA-10X	1	5-9/16 to 7	970	OR-26T	6	
BA-80X	1	8-5/8	970	OR-26T	6	
BAP-10X*	1	5-9/16 to 7	970	OR-26T	6	
MB-16X	male part only					

A 1/2" npt accessory tap and a built-in safety rope lug have been added to our popular B-10X Pitless Adapter to allow installation of a variety of well accessories. Install pressure relief valve right in well and avoid wet basement if valve pops open. For summer homes, use a drain valve to drain underground lines for winter. For mobile homes, install pressure switch right in well.

U.S. PAT. NO. 3,847,217

part	drop pipe	casing o.d.	will support**	replacement pressure seals <sup>o</sup>	master ctn	CHECK VALVE PITLESS ADAPTER
BC-10X	1	5-9/16 to 7	970	OR-26T	6	
BC-80X	1	8-5/8	970	OR-26T	6	
BCP-10X*	1	5-9/16 to 7	970	OR-26T	6	

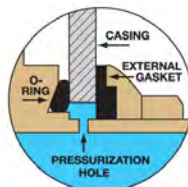
Combines a check valve with a pitless adapter to avoid well contamination and extra plumbing costs caused by improper check valve location.

U.S. PAT. NO. 3,847,217

part	drop pipe	casing o.d.	will support**	replacement pressure seals <sup>o</sup>	master ctn	CLAMP-ON PITLESS ADAPTER
CLA-4000	1	4-1/2	-	-	1	
CLA-4100	1-1/4	4-1/2	-	-	1	
CLA-5000	1	5-9/16	-	-	1	
CLA-5100	1-1/4	5-9/16	-	-	1	
CLA-6000	1	6-5/8	-	-	1	
CLA-6100	1-1/4	6-5/8	-	-	1	

Heavy-duty cast steel housing mounts easily and securely to outside of casing, supported by 2 steel lips and fastened by 2 stainless steel U-bolts. Male part is removable to allow full access to well. All parts in contact with water are made from non-corrosive stainless steel and brass.

Torch cutting guide available for easier installation.



\*For installations requiring a pressurized point of attachment, a small hole between internal and external seals is utilized to maintain positive pressure at seal.

\*\*Feet of Schedule 40 steel pipe filled with water. X-models feature PTFE-coated O-ring.

<sup>o</sup>Replacement pressure seal o-ring (OR) or leather (L)

**Campbell Manufacturing, Inc.**  
127 East Spring Street  
P.O. Box 207  
Bechtelsville, PA 19505-0207  
800-523-0224  
Fax 610-369-3580



# Campbell

## Pitless Adapters



LISTED  
PITLESS ADAPTERS (SPENDING)  
PAS-97

### CLEAR CASING PITLESS ADAPTER (T-series)

part	drop pipe	casing o.d.	will support*	master ctn
T4X1	1	4-1/2	300	1
T4X1 1/4	1-1/4	4-1/2	300	1
T4 1/2X1	1	4.95	300	1
T4 1/2X1 1/4	1-1/4	4.95	300	1
T5X1	1	5-9/16	300	1
T5X1 1/4	1-1/4	5-9/16	300	1

#### features

- Clear casing design - no internal obstructions when pump is lifted.
- Self-supporting.
- Easy to install and remove.
- All-American, highest quality certified red brass castings and precision machining for years of dependable service.
- Stainless steel U-bolt, washers, nuts, cable, and support strap (extra-wide for superior strength and stability).

### T-SERIES SET

TC4X1	1	4-1/2	300	1
TSC4X1	1	4-1/2	300	1
TWT4X1	1	4-1/2	300	1
TC4X1 1/4	1-1/4	4-1/2	300	1
TSC4X1 1/4	1-1/4	4-1/2	300	1
TWT4X1 1/4	1-1/4	4-1/2	300	1
TSC4 1/2X1	1	4.95	300	1
TSC4 1/2X1 1/4	1-1/4	4.95	300	1
TC5X1	1	5-9/16	300	1
TSC5X1	1	5-9/16	300	1
TWT5X1	1	5-9/16	300	1
TC5X1 1/4	1-1/4	5-9/16	300	1
TSC5X1 1/4	1-1/4	5-9/16	300	1
TWT5X1 1/4	1-1/4	5-9/16	300	1

### C-STYLE

### WT-STYLE

### SC-STYLE

For installation convenience, improved inventory control, and economical pricing, combine any of the above T-series Clear Casing Pitless Adapters with your choice of the following Well Caps (from catalog Section L):

- C-style Aluminum Ventilated Well Cap
- WT-style Aluminum Watertight Well Cap
- SC-style Aluminum/ABS (solvent-weld) Watertight Well Cap

### HOLE SAW

part	diameter	use for pitless adapters
HS134	1-3/4	S-10, 10X; SP-10, 10X
HS178	1-7/8	B-10, 80, 10X, 80X; BP-10X, S-50, 80; JB-55, 75, 55X, 75X.
HS214	2-1/4	B-20, 120, 20X, 120X; BP-20, 20X, S-20, 60, 120, 20X; SP-20, 20X; JB-55, 75, 55X, 75X, and all T-series.
HS318	3-1/8	S-70, 130, 140, 70X, 130X, 140X; SP-70, 70X.

Constructed of high-speed teeth welded to a tough, non-brittle, alloy body to withstand the heaviest feed pressure without collapsing.

### QUICK CHANGE ARBOR

part	diameter	
SA2	-	Arbor and drill
A145D	1/4	Arbor drill only

Allows fast changeover from one hole size to another without the need for additional tools. Driving arbors are heat-treated and virtually indestructible.

Campbell Manufacturing, Inc.  
127 East Spring Street, P.O. Box 207  
Bechtelsville, PA 19505-0207  
800-523-0224, Fax 610-369-3580

\*Feet of Schedule 40 steel pipe filled with water.

