
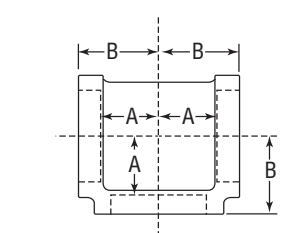

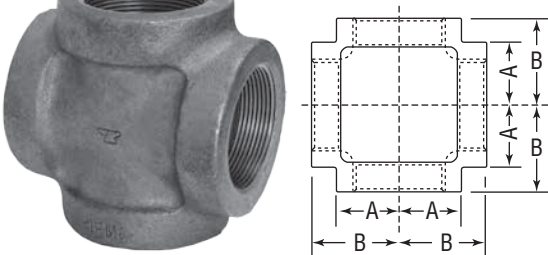


CAST IRON THREADED FITTINGS



Class 125 (Standard)

	Size		A		B		Unit Weight	
			Black					
	NPS	DN	in	mm	in	mm	lbs	kg
	1/4	8	1/2	13	13/16	22	0.22	0.10
	3/8	10	5/8	16	1	25	0.35	0.16
	1/2	15	11/16	17	1 1/8	29	0.56	0.25
	3/4	20	13/16	22	1 5/16	33	0.84	0.38
	1	25	15/16	24	1 1/2	38	1.25	0.57
	1 1/4	32	1 1/8	29	1 3/4	44	2.03	0.92
	1 1/2	40	1 5/16	33	1 15/16	49	2.70	1.22
	2	50	1 9/16	40	2 1/4	57	4.23	1.92
	2 1/2	65	1 13/16	47	2 11/16	68	6.67	3.02
	3	80	2 3/16	56	3 1/8	79	10.00	4.54
	3 1/2	90	2 7/16	62	3 7/16	87	13.29	6.03
	4	100	2 11/16	68	3 3/4	95	16.33	7.41
	5	125	3 5/16	84	4 1/2	114	27.33	12.39
	6	150	3 7/8	98	5 1/8	130	40.85	18.53
8	200	5 3/16	132	6 9/16	167	79.00	35.83	

	Size		A		B		Unit Weight	
			Black					
	NPS	DN	in	mm	in	mm	lbs	kg
	1/2	15	9/16	14	13/16	22	2.80	1.27
	3/4	20	13/16	22	1 5/16	33	1.03	0.47
	1	25	15/16	24	1 1/2	38	1.59	0.72
	1 1/4	32	1 1/8	29	1 3/4	44	2.42	1.10
	1 1/2	40	1 5/16	33	1 15/16	49	3.21	1.46
	2	50	1 9/16	40	2 1/4	57	5.28	2.39
	2 1/2	65	1 13/16	47	2 11/16	68	8.07	3.66
	3	80	2 3/16	56	3 1/8	79	11.84	5.37
4	100	2 3/4	70	3 13/16	98	19.63	8.90	
6	150	3 7/8	98	5 1/8	130	47.67	21.62	

Note: See following page for pressure-temperature ratings.

PROJECT INFORMATION		APPROVAL STAMP	
Project:		<input type="checkbox"/> Approved	
Address:		<input type="checkbox"/> Approved as noted	
Contractor:		<input type="checkbox"/> Not approved	
Engineer:		Remarks:	
Submittal Date:			
Notes 1:			
Notes 2:			

CAST IRON THREADED FITTINGS



Anvil standard and extra heavy cast iron threaded fittings are manufactured in accordance with ASME-B16.4 (except plugs and bushings, ASME B16.14). Dimensions also conform to Federal Specifications, WW-P-501 (except plugs and bushings WW-P-471).



For Listings/Approval Details and Limitations, visit our website at www.anvilintl.com or contact an Anvil Sales Representative.

Cast Iron Threaded Fittings Pressure - Temperature Ratings

Temperature		Pressure			
		Class 125		Class 250	
(°F)	(°C)	psi	bar	psi	bar
-20° to 150°	-28.9 to 65.6	175	12.1	400	27.6
200°	93.3	165	11.4	370	25.5
250°	121.1	150	10.3	340	23.4
300°	148.9	140	9.7	310	21.4
350°	176.7	125	8.6	300	20.7
400°	204.4	-	-	250	17.2

Standards and Specifications

	Dimensions	Material	Galvanizing****	Thread	Pressure Rating	Federal/Other
CAST IRON THREADED FITTINGS						
Class 125	ASME B16.4•	ASTM A-126 (A)	ASTM A-153	ASME B1.20.1+	ASME B16.4•	ASME B16.4■
Class 250	ASME B16.4•	ASTM A-126 (A)	ASTM A-153	ASME B1.20.1+	ASME B16.4•	ASME B16.4■
CAST IRON PLUGS AND BUSHINGS						
	ASME B16.14•	ASTM A-126 (A)	ASTM A-153	ASME B1.20.1+	ASME B16.14•	WW-P-471

• an American National standard (ANSI), + ASME B1.20.1 was ANSI B2.1, ■ Formerly WW-P-501

**** ASTM B 633. Type I, SC 4, may be supplied as alternate zinc coating per applicable ASME B16 product standard.

General Assembly of Threaded Fittings

- 1) Inspect both male and female components prior to assembly.
 - Threads should be free from mechanical damage, dirt, chips and excess cutting oil.
 - Clean or replace components as necessary.
- 2) Application of thread sealant
 - Use a thread sealant that is fast drying, sets-up to a semi hard condition and is vibration resistant. Alternately, an anaerobic sealant may be utilized.
 - Thoroughly mix the thread sealant prior to application.
 - Apply a thick even coat to the male threads only. Best application is achieved with a brush stiff enough to force sealant down to the root of the threads.
- 3) Joint Makeup
 - For sizes up to and including 2" pipe, wrench tight makeup is considered three full turns past handtight. Handtight engagement for 1/2" through 2" thread varies from 4 1/2 turns to 5 turns.
 - For 2 1/2" through 4" sizes, wrench tight makeup is considered two full turns past handtight. Handtight engagement for 2 1/2" through 4" thread varies from 5 1/2 turns to 6 3/4 turns.